

TK FELINE CANCER PANEL

Simple Blood Draw • Non Invasive • No Fasting Required • Fast Results

What's the problem?

In cats, loss of appetite, diarrhea, and vomiting are commonly caused by inflammatory bowel disease (IBD) and intestinal lymphoma (LSA). The challenge is how to quickly distinguish between the two.

What is the Feline Cancer Panel?

The Feline Cancer Panel is a specialized blood test that provides insight as to the possible cause of your cat's problems. The panel is then useful to monitor treatment.

Why is your vet recommending it?

Options for diagnosing your cat can be expensive and invasive. As a simple blood test, the Feline Cancer Panel is a non-invasive tool to assist your vet in making a diagnosis. The information from the panel will help determine the next steps, saving both time and money.

Non-invasive test

The TK Feline Cancer Panel provides a *first-step*, or sometimes alternative, to more costly and invasive procedures like biopsy.

Clinically Effective

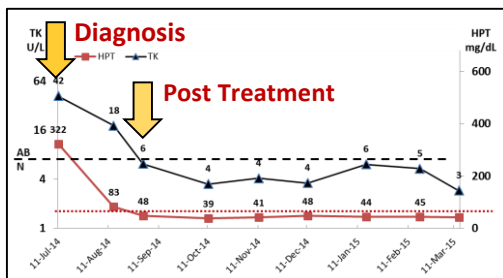
The cancer panel has been proven effective to **Differentiate Lymphoma and IBD** in cats.

Establish Baselines for Monitoring

Pretreatment values allow more effective monitoring of therapy to improve outcomes.

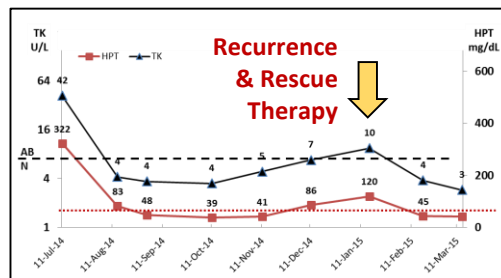


Successful Treatment



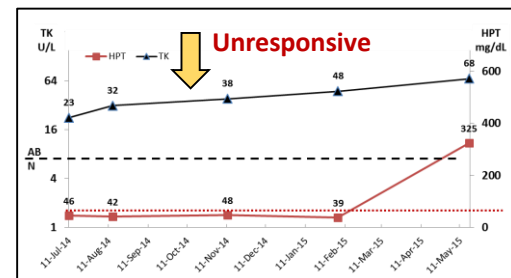
Patient values typically return to normal in a treated cat, indicating successful response to treatment.

Rescue Therapy/Recurrence



Monitoring values may indicate recurrence or cancer spread, many times before the cat shows significant clinical signs. This early warning helps rescue therapy become more effective.

Unresponsive to Treatment



Patients unresponsive to the treatment, or having incomplete tumor removal, will continue to have elevated values.

TK CANINE CANCER PANEL

Simple Blood Draw • Non-Invasive • No Fasting Required • Fast Results

What's the problem?

Cancer in dogs often appears like other diseases with vague signs such as inappetence, lethargy, lumps, weight loss, or behavioral disorders.

What is the Canine Cancer Panel?

The Canine Cancer Panel is a specialized blood test that provides insight as to the possible cause of your dog's problems. The panel is then useful to monitor treatment.

Why is your vet recommending it?

As a simple blood test, the Canine Cancer Panel is a non-invasive tool to assist your vet in making a diagnosis. The panel can detect a wide range of cancer types. This will help your vet in determining the next steps saving both time and money.

Non-invasive test


The TK Canine Cancer Panel provides a *first-step*, or sometimes alternative, to more costly and invasive procedures like biopsy.

Clinically Effective

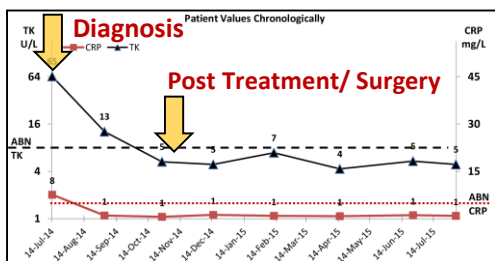
The cancer panel has been proven effective on a **wide variety of cancer types**.

Establish Baselines for Monitoring

Pretreatment values allow more effective monitoring of therapy to improve outcomes.

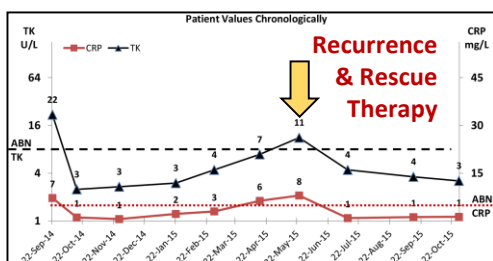


Successful Treatment



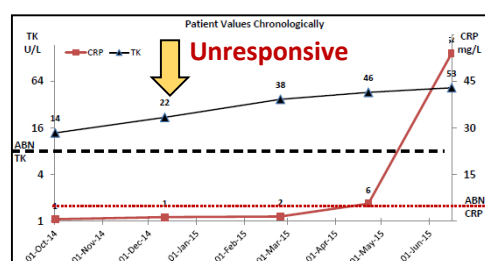
Patient values typically return to normal in a treated dog, indicating successful response to treatment, or a successful surgery with no metastasis.

Rescue Therapy/Recurrence



Monitoring values may indicate recurrence or cancer spread, many times before the dog shows significant clinical signs. This early warning helps rescue therapy become more effective.

Unresponsive to Treatment



Patients unresponsive to the treatment, or having incomplete tumor removal, will continue to have elevated values.